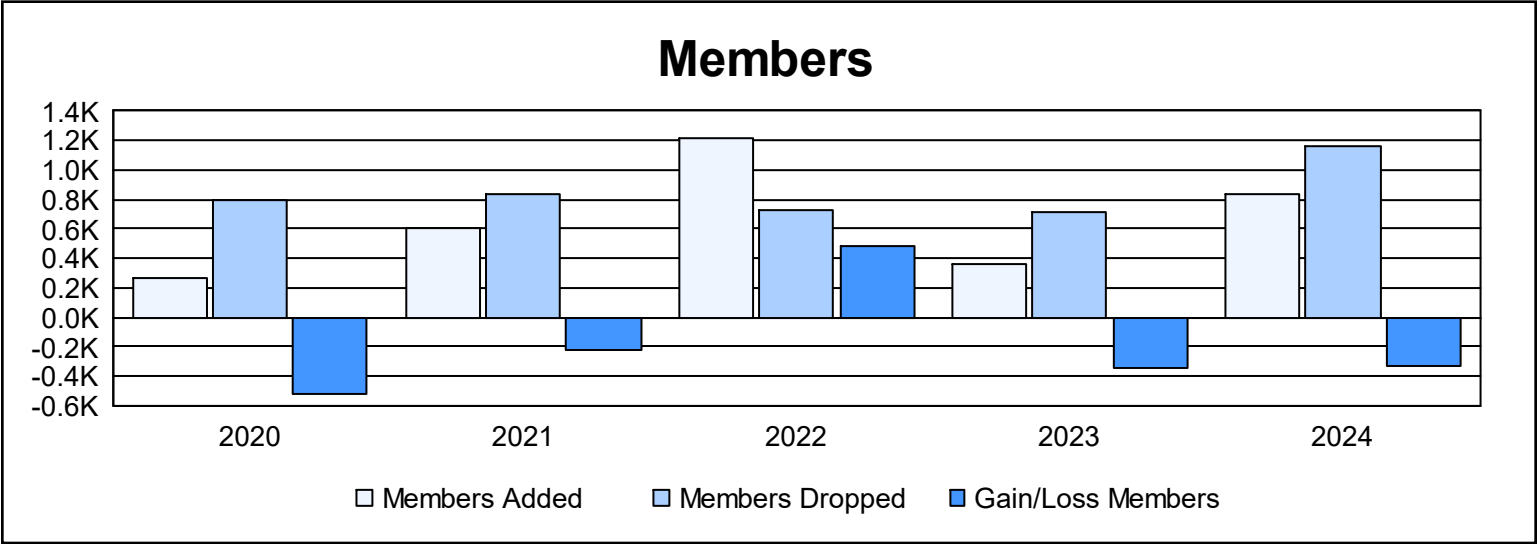
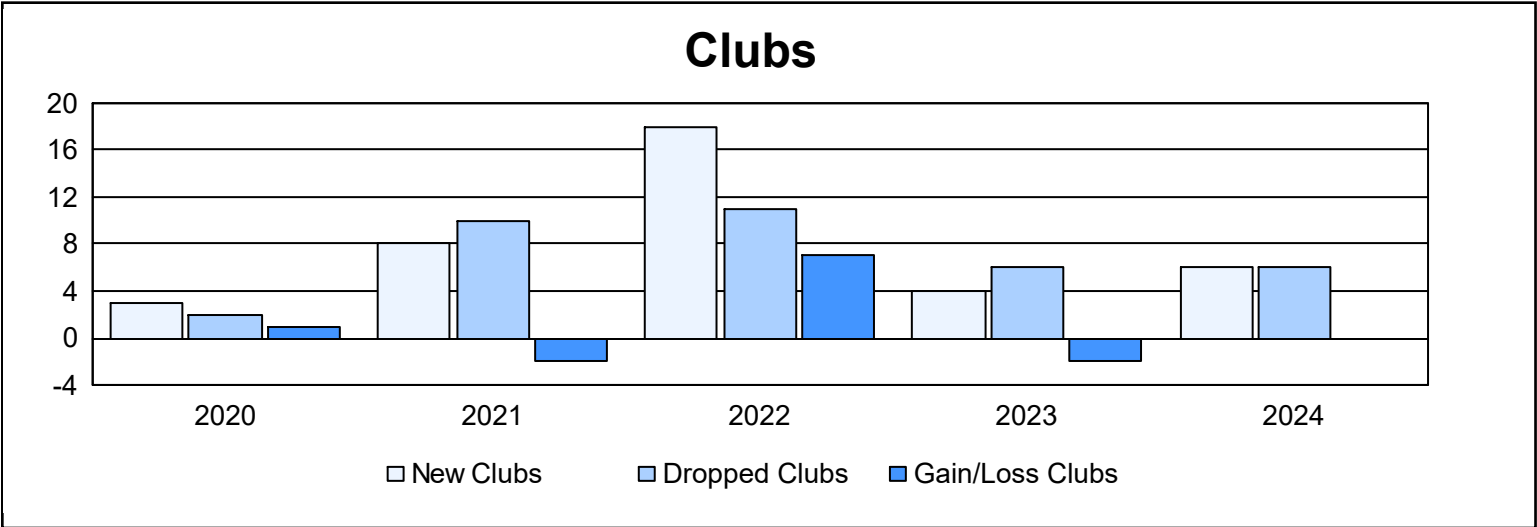
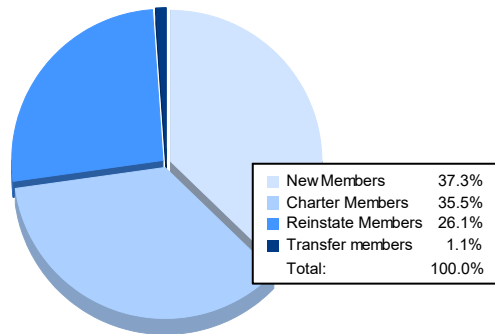


Year	New Clubs	Dropped Clubs	Gain/ Loss Clubs	New Members	Charter Members	Reinstate Members	Transfer Members	Total Member Added	Total Members Dropped	Gain/ Loss Members
2019-2020	3	2	1	126	87	48	7	268	791	-523
2020-2021	8	10	-2	228	291	84	9	612	840	-228
2021-2022	18	11	7	597	512	59	42	1,210	721	489
2022-2023	4	6	-2	133	118	22	89	362	711	-349
2023-2024	6	6	0	314	299	220	9	842	1,168	-326
Average	8	7	1	280	261	87	31	659	846	-187



### Membership Composition June 2024 Cumulative



### Gender Composition June 2024 Cumulative

